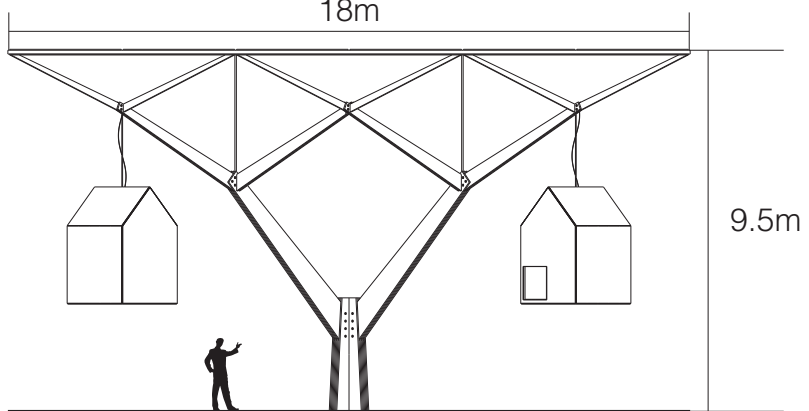



PLAN
Scale - 1:200

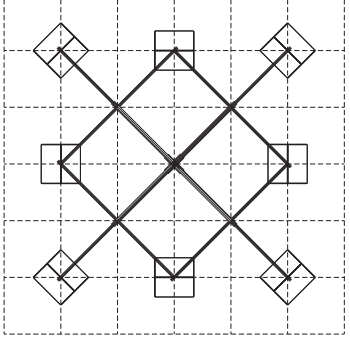


ELEVATION
Scale - 1:200


MINIMUM GROUND OCCUPANCY CRITERIA
Scale - 1:400



+10m
Structure surface covers a total area
of 324sqm



+6m
The total area occupied by the structure
drops to 34sqm



+1m
Structure's occupied surface is reduced
to 1sqm