

Activate

Consilience is a vehicle for our imagination. People invent the space as they move through it. Consilience brings us to new heights where we can see the big picture. A people mover.

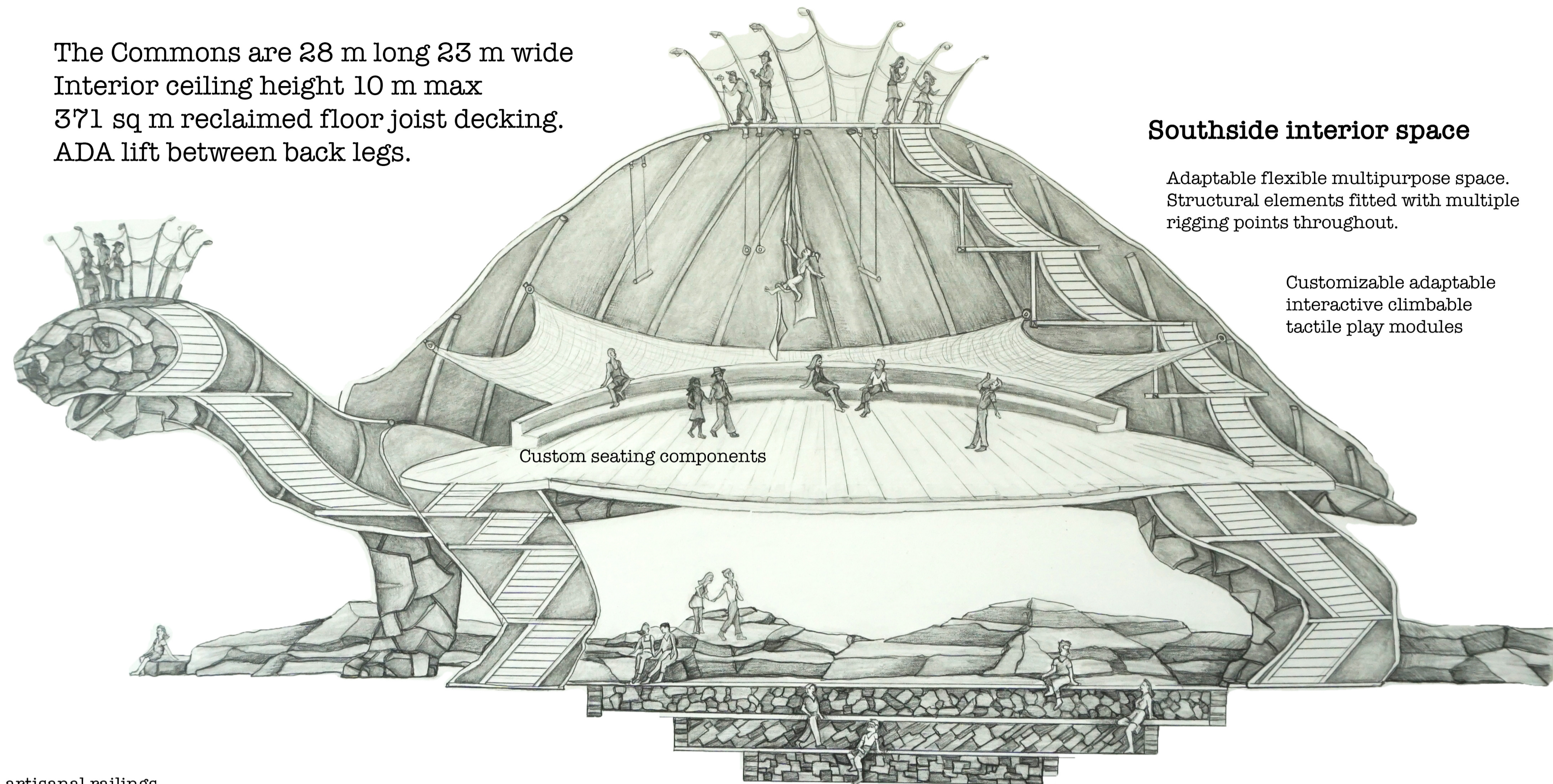
The Commons are 28 m long 23 m wide
Interior ceiling height 10 m max
371 sq m reclaimed floor joist decking.
ADA lift between back legs.

Southside interior space

Adaptable flexible multipurpose space. Structural elements fitted with multiple rigging points throughout.

Customizable adaptable interactive climbable tactile play modules

glass eye lenses 1 m wide with projection capabilities

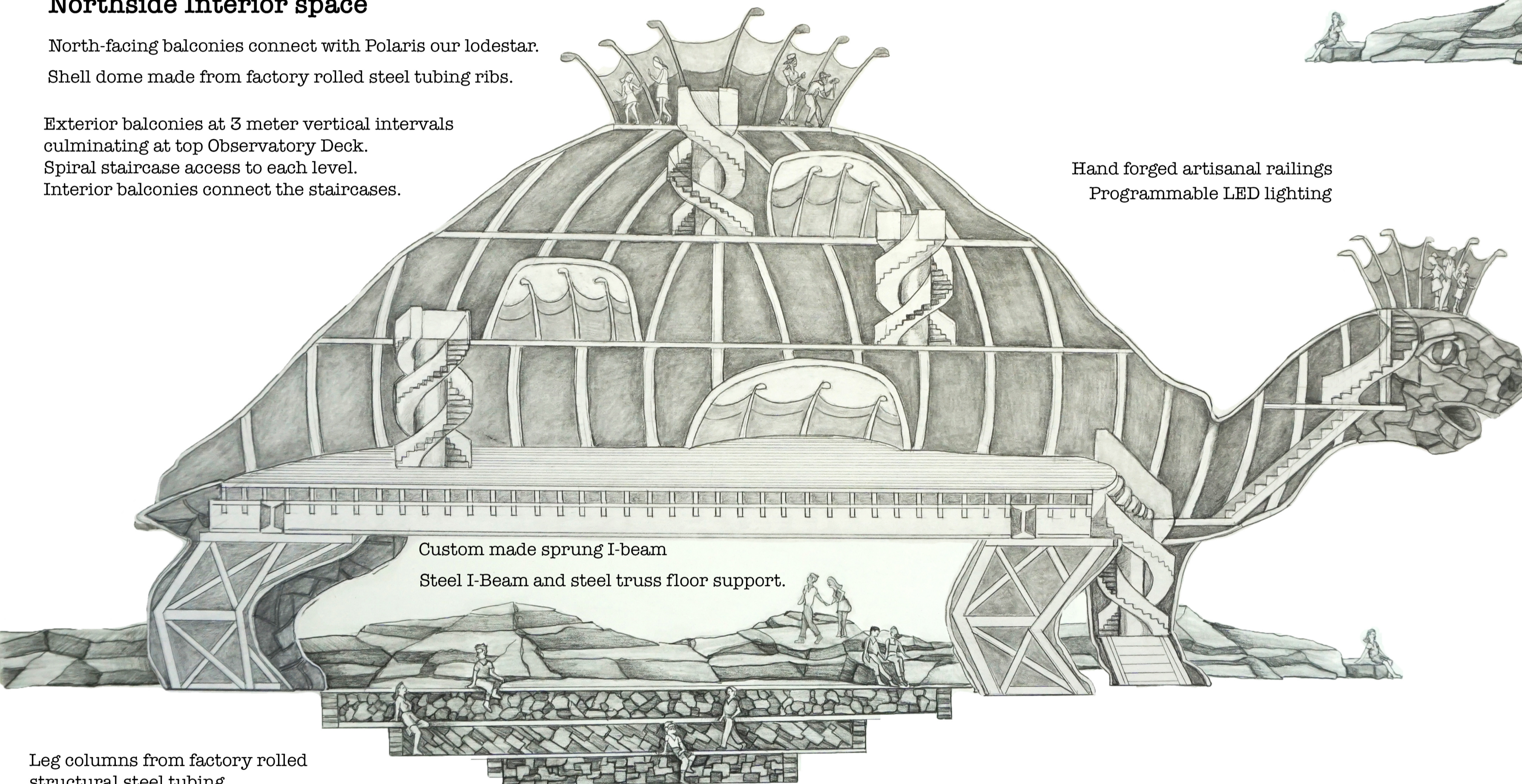


Northside Interior space

North-facing balconies connect with Polaris our lodestar. Shell dome made from factory rolled steel tubing ribs.


Exterior balconies at 3 meter vertical intervals culminating at top Observatory Deck. Spiral staircase access to each level. Interior balconies connect the staircases.

Hand forged artisanal railings
Programmable LED lighting



Three circular terraces descend at one m intervals beneath the tortoise.
Top level is 18 m diameter with 115 sq m surface area.
Middle level is 14 m diameter with 80 sq m surface area.
Bottom level is 10 m diameter with 65.6 sq m surface area.
4.8 degree slope ADA ramp into amphitheater.

The design is easily scalable.
A Desert Tortoise Gazebo made from carhoods providing a simple shelter.



We ride the tortoise as the tortoise rides the planet. The poetics of tortoise at this scale is a fundamental shift in perspective. We see through the tortoise to see the world anew. To see a more sustainable future.

Leg columns from factory rolled structural steel tubing
Spiral staircase through each leg column