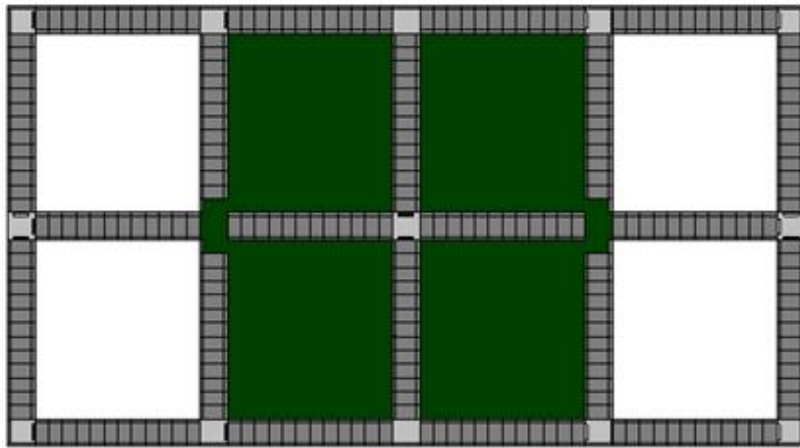



1.




1. PLAN – 29.4 sqm, 800.8 sqm CLEAR HEAD SPACE AREA OUT OF 918.4 sqm.
2. FARM SUPPLIED WITH WATER FROM RESERVOIR
3. SECTION- STRUCTURE OFFERS GOOD VERTICALITY IN LESS GROUND COVERAGE
4. RAILS AS ARTWORK DISPLAY-PAINT, MATERIAL, FABRIC AND ART.

2.



4.



3.

