

EL WASL ILLUMINATE



2 000 MWH
annual



100 MWH annual



187,50 MWH
annual



10 000 MWH
Annual



= 12 287,5 MWH annual



28% Exterior light




20% Storage




52% Houses, Offices




Solar Energy



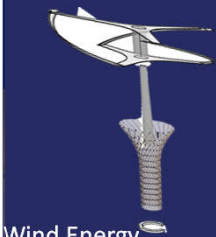
Plant Microbial Fuel Cells



Power Generating Slabs



Water Absorption Surface



Wind Energy

