SOLAR EXPLOITATION



...costing **8.4$** per watt electricity...

...serving for **1271** families's daily electricity comsumption...

...producing **490.5kg-1176kg** condensate water everyday...
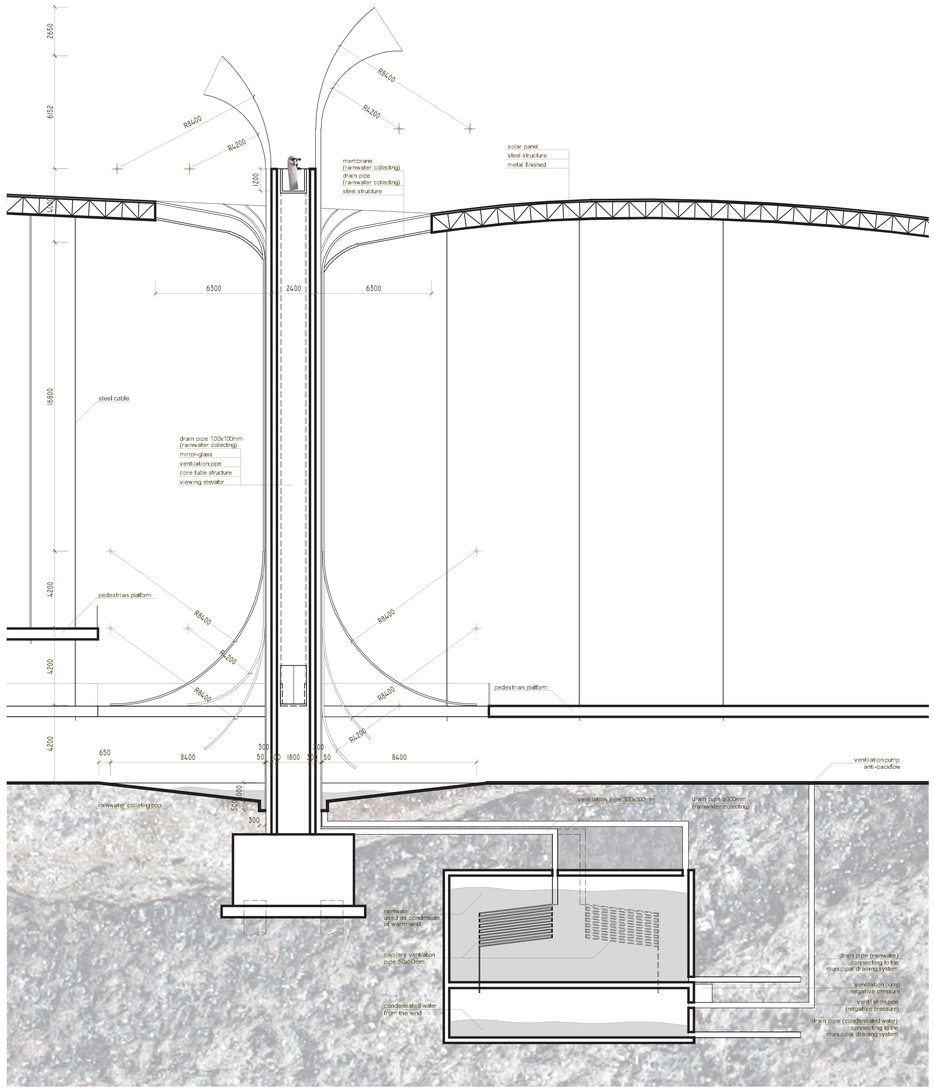
item	m^2	w/m^2	total price of the proposal($)	price/w($)	inner power comsumption(kWh/day)		numbers of families	kWp	annual kWh/m2
solar power	10330	150	13088561.8	8.4	1440		1271	1549.5	251.4
item	**m^2**	**rainfall(mm)**	**total rainfall recycle(m^3)**	**Month**	**Mean Temperature (℃)**	**Mean Relative Humitidy(%)**	**Mean Dew Point (℃)**	**Absolute Humidity Difference(g/m^3)**	**Total Condensation(kg)**
fresh water	10330	62	640.46	July	35.1	53	24	8.15	1176
				January	18.7	68	13	3.39	490.5