



Pole Placement



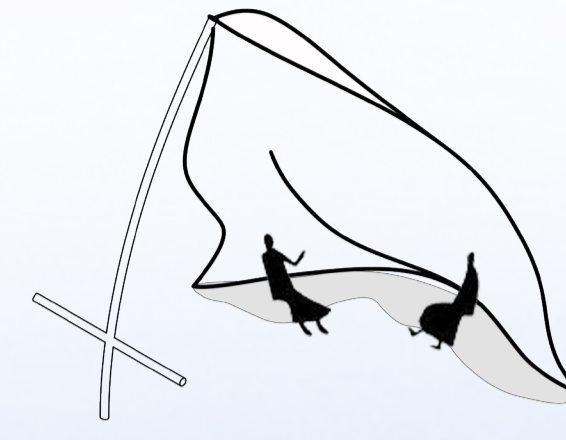
Levels of Interaction




Clip the fabric to the pole in this manner, for a place to rest and relax.



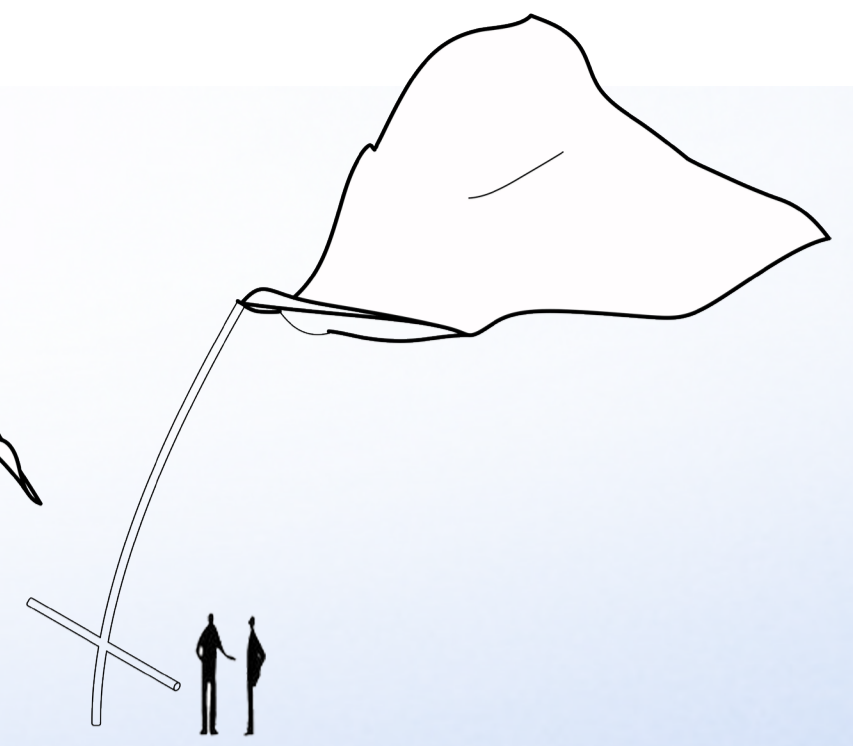
Clip the fabric to the poles, creating a sail to capture wind and provide shade.



Clip the flag to the ground connection, providing a personal space and cover for privacy.



Let the sail fly during days with higher wind speeds, to create a canopy of shade on the site.



At max wind, the sail flutters and flaps, causing the pole to oscillate and produce max energy.

